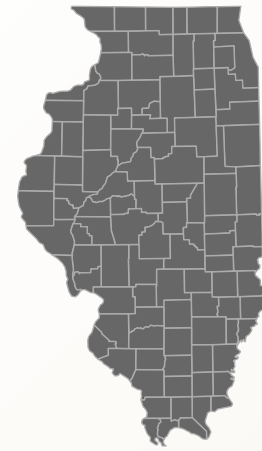


The Economic Value of the University of Illinois Springfield



Illinois

About UIS

5,098
Credit students

319
Non-credit students

1,096
Employees

Economic impact analysis



\$847.9 million Added income


Alumni impact

Impact of the increased earnings of UIS alumni and the businesses they work for

An economic boost similar to hosting the Super Bowl **2x**



OR **7,757** Jobs supported



\$80.4 million Added income

Operations spending impact

Impact of annual payroll and other spending

Enough to buy **1,702** new cars



OR **1,119** Jobs supported



\$11.6 million Added income

Student spending impact

Impact of the daily spending of UIS students attracted to or retained in the state

Enough to buy **791** families* a year's worth of groceries



OR **169** Jobs supported



\$2.3 million Added income
Research spending impact

OR **32** Jobs supported

\$0.8 million Added income
Visitor spending impact

OR **11** Jobs supported

\$0.2 million Added income
Volunteerism impact

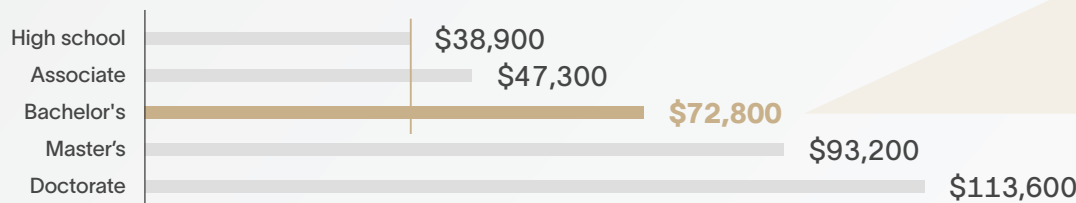
OR **5** Jobs supported

● = 100 jobs * = family of four

Investment analysis



Average earnings by education level at career midpoint



The average bachelor's degree graduate from UIS will see an increase in earnings of **\$33,900** each year compared to someone with a high school diploma working in Illinois.

For every **\$1...**



Students gain **\$5.70** in lifetime earnings

Taxpayers gain **\$3.50** in added tax revenue and public sector savings

Society gains **\$9.90** in added income and social savings