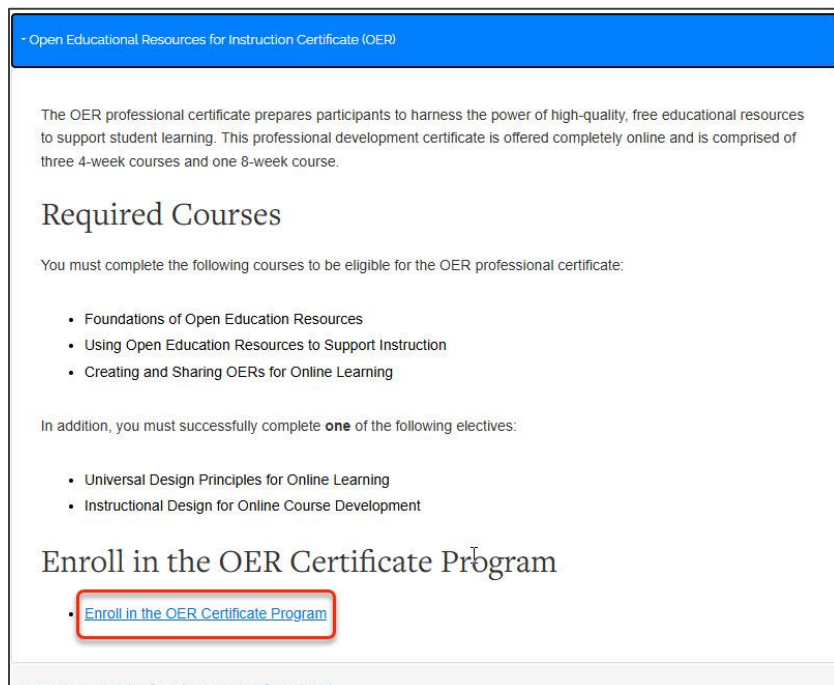


# Register for an ION Certificate Program

1. Go to the [Certificates](#) page.
2. Choose the certificate program you want to enroll in.
3. Click the enrollment link at the bottom of the page.



Open Educational Resources for Instruction Certificate (OER)

The OER professional certificate prepares participants to harness the power of high-quality, free educational resources to support student learning. This professional development certificate is offered completely online and is comprised of three 4-week courses and one 8-week course.

### Required Courses

You must complete the following courses to be eligible for the OER professional certificate:

- Foundations of Open Education Resources
- Using Open Education Resources to Support Instruction
- Creating and Sharing OERs for Online Learning

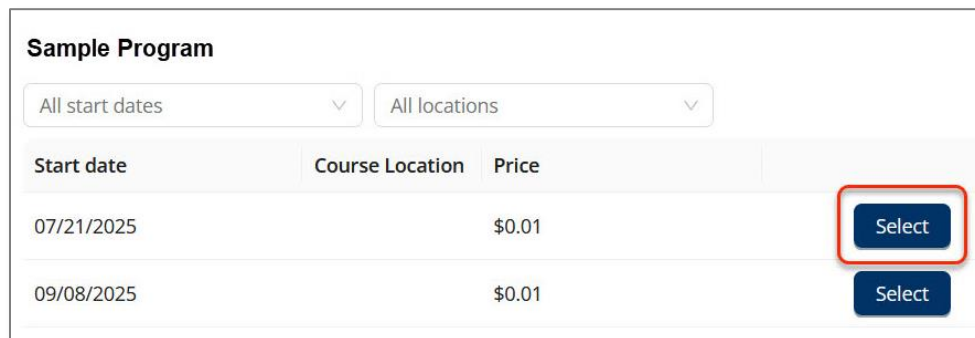
In addition, you must successfully complete **one** of the following electives:

- Universal Design Principles for Online Learning
- Instructional Design for Online Course Development

### Enroll in the OER Certificate Program

- [Enroll in the OER Certificate Program](#)

4. If multiple program cohorts exist, click **Select** to choose your preferred start date.



Start date	Course Location	Price	
07/21/2025		\$0.01	<a href="#">Select</a>
09/08/2025		\$0.01	<a href="#">Select</a>

5. Login or enter your email address to create an account.
  - a. *Be sure to use your work email address when creating an account. This will ensure you receive any organizational discounts available.*

Select course      Your details      Participant details

### Your details

**Existing customers**

[Go to login](#)

Already have an account? Login here.

**New customer? Create your first order within minutes:**

Email

[Continue](#)

New user? Create an account here.

[Previous](#)

6. Click **Go to Participant details**.

Select course      Your details      Participant details

### Your details

**Personal details**

\* Email

\* First name  Last name prefix  \* Last name

**Order details**

Payer

☒ Personal ☐ Organization

Please leave the Personal option checked under Payer.

[Previous](#) [Go to Participant details](#)

---

*If you are an institutional contact and want to register multiple people from your organization, please contact ION at [ion@uis.edu](mailto:ion@uis.edu). We can bulk enroll participants from a list.*

---

7. Verify your personal information and click **Go to Payment and confirmation**.

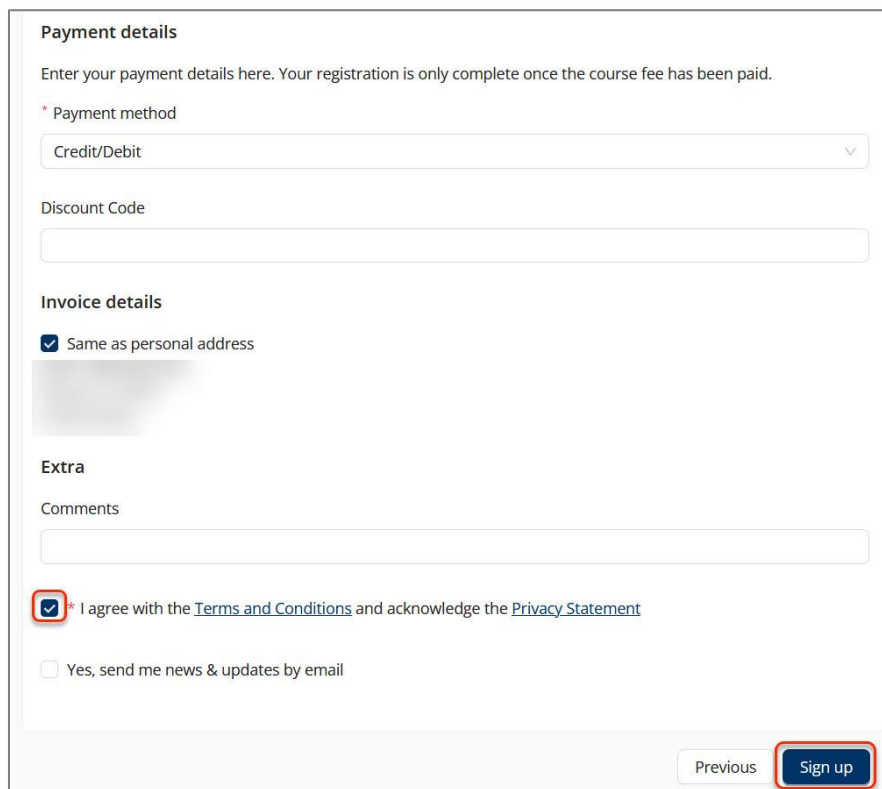


A registration form with the following fields: \* City, \* State/Province, \* ZIP code, \* Phone (with a country code dropdown), and a button '+ Add another participant'. At the bottom right, there are two buttons: 'Previous' and 'Go to Payment and confirmation', with the latter highlighted by a red rectangle.

8. Enter any discount codes.

9. Check the box to agree with the terms and conditions.

10. Click **Sign up**.



A registration form with the following sections: 'Payment details' (with a note 'Enter your payment details here. Your registration is only complete once the course fee has been paid.'), 'Payment method' (dropdown menu), 'Discount Code' (text input), 'Invoice details' (with a checked box 'Same as personal address'), 'Extra' (with a 'Comments' text input), and a checkbox 'I agree with the Terms and Conditions and acknowledge the Privacy Statement' (checked). At the bottom right, there are two buttons: 'Previous' and 'Sign up', with the latter highlighted by a red rectangle.

11. You will be transferred to the payment screen and will see this redirect message:

Redirecting to payment provider Authorize.net

Go to payment provider (3)

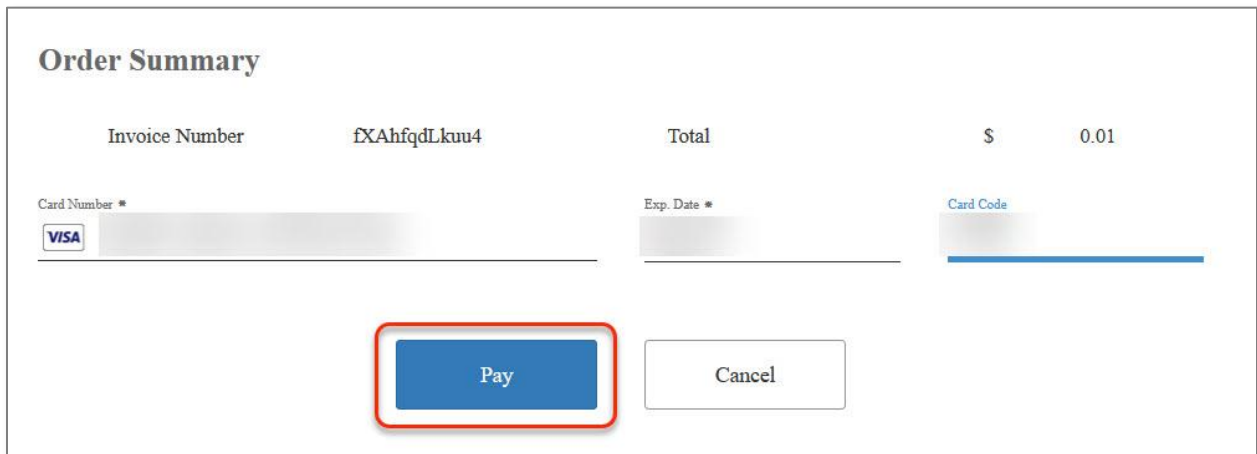
12. On the payment screen, enter your payment information.

13. Click **Pay**.

### Order Summary

Invoice Number	fXAhfqdLkuu4	Total	\$ 0.01
----------------	--------------	-------	---------

Card Number \*



Exp. Date \*

Card Code

Pay

Cancel

14. You will receive a confirmation of your payment on screen and in your inbox.

Mon Jun 16 2025 10:40:23 AM

Continue

Thank you for your payment.

\$ 0.01

15. ION staff will review and confirm your registration and information. You will receive a separate confirmation email and login information for your course(s). Please allow 1-2 business days to receive these emails.