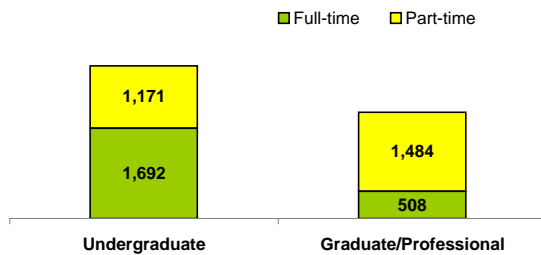


The University of Illinois at Springfield (UIS) is one of three campuses of the world-class University of Illinois. Located in the state capital, UIS is a small, public liberal arts university where you learn in small classes with professors who know you. The university is committed to engaging students in the community and the world, a commitment supported by extraordinary public service internships and countless opportunities to volunteer and study abroad. UIS offers 43 degree programs and is known for strong programs in government, the environment, and programs in the AACSB-accredited College of Business and Management.

Student Characteristics (Fall 2007)

TOTAL NUMBER OF STUDENTS 4,855

Student Level and Enrollment Status



Undergraduate Success and Progress Rate

Data used to build graph and table are not yet available

UNDERGRADUATE PROFILE

Total 2,863

Gender

Women	1,608	56%
Men	1,255	44%

Race/Ethnicity

African American / Black	329	11%
American Indian / Alaskan Native	17	1%
Asian / Pacific Islander	92	3%
Hispanic	81	3%
International	31	1%
White	2,150	75%
Race/Ethnicity Unknown	163	6%


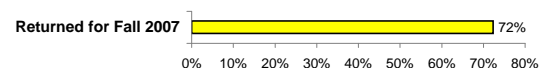
Geographic Distribution (Degree-Seeking)

Illinois	90%
Other US States & Territories	9%
Other Countries	1%

Age (Degree-Seeking)

Average Age	24
Percent of Undergraduates Age 25 or Older	45%

Retention of Fall 2006 First-Time, Full-time Students

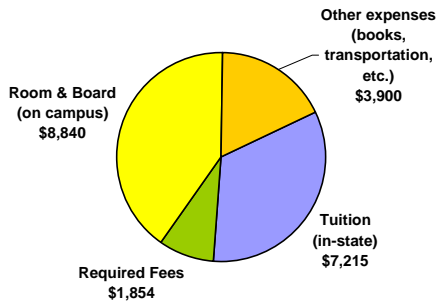


One of the strengths of U.S. higher education is the broad range of diverse institutions, each with its own distinctive mission. We encourage you to check out college web sites and visit campuses to get a more complete picture of the opportunities available to you!

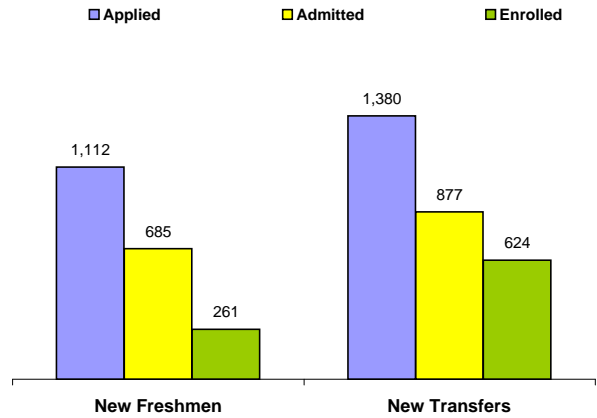
Costs of Attendance and Financial Aid

Undergraduate Admissions

The University of Illinois at Springfield (UIS) is one of three campuses of the world-class University of Illinois. Located in the state capital, UIS is a small, public liberal arts university. **Typical Undergraduate Costs per Year Without Financial Aid for Full-Time, In-State Students (2008-2009)**



Total: \$21,809



[CLICK HERE](#) for typical out-of-state costs and any discipline-specific tuition

The cost to attend varies based on the individual circumstances of students and may be reduced through grants and scholarships.

[CLICK HERE](#)
To get a cost estimate for students like you!

Financial Aid Awarded to Undergraduates (Fall 2006)

Overall Financial Aid

- 82% of Fall 2006 full-time undergraduates received financial aid of some type including need-based loans, work study, and non need-based scholarships.

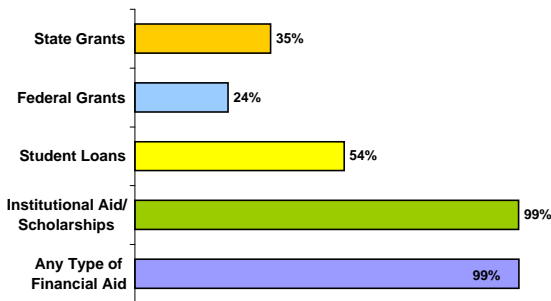
Annual Need-Based Scholarships & Grants

- 53% of Fall 2006 full-time undergraduates received need-based grants or scholarships; the average award for the year was \$5,674.

Annual Need-Based Loans

- 48% of Fall 2006 full-time undergraduates received need-based work-study and/or loans (not including parent loans); the average loan for the year was \$4,476.

Percent of Fall 2006 First-Time Students Receiving Each Type of Financial Aid



NOTE: Student may receive aid from more than one source.

Academic Preparation of New Freshman

Test(s) Required for Admission: SAT or ACT is required for admission as a freshman

Middle 50% of Test Score Range

	ACT	SAT
Composite	20-25	
Math	19-25	-
English	20-25	-
Critical Reading		-

50% of admitted students have test scores within the ranges listed, 25% have scores above, and 25% have scores below.

Percent in top 25% of High School Graduating Class	36%
Percent in top 50% of High School Graduating Class	73%
Average High School GPA (4-point scale)	3.24

Degrees and Areas of Study

Degrees Awarded at UIS in 2006-2007

Bachelor's	612
Master's	406
Doctoral	2
Total	1,020

Areas of Study with the Largest Number of Undergraduate Degrees Awarded in 2006-2007

Business/Marketing	21%
Psychology	13%
Liberal arts/general studies	11%
Public administration and social services	8%
Communications/journalism	7%
All other degree areas	40%
Total	100%

[CLICK HERE](#) for a list of undergraduate and graduate programs

The University of Illinois at Springfield (UIS) is one of three campuses of the world-class University of Illinois. Located in t

The University of Illinois at Springfield is the U of I campus that offers the small classes and close student-professor relationships that are the hallmark of a private college education. Students know their professors at UIS and it's not uncommon to see them lingering after class to go through a formula one more time or just talk about the Cubs vs. the Cards. The intimate learning environment creates an extraordinary support system for students and unique opportunities for collaboration with faculty on research and special projects. The approach carries over to extracurricular activities where students take leadership positions in organizations and explore internships in the living laboratory that is Illinois state government.



Study at UIS

Classroom Environment

Students per Faculty	12.3 to 1
Undergraduate classes with fewer than 30 students	88%
Undergraduate classes with fewer than 50 students	100%

Full-Time Instructional Faculty

Total Faculty	204
% Women	43%
% from Minority Groups	20%
% with Highest Degree in Field	92%

Carnegie Classification of Institutional Characteristics

Basic Type

Master's Colleges and Universities (larger programs)

Size and Setting

Small four-year, primarily residential

Enrollment Profile

Majority undergraduate

Undergraduate Profile

Medium full-time four-year, selective, higher transfer-in

Undergraduate Instructional Program

Balanced arts & sciences/professions, some graduate coexistence

Graduate Instructional Program

Single doctoral (other field)

NOTE: Institutional classifications based on the Carnegie 2005 edition.

[CLICK HERE](#) for more information on Carnegie Classifications.

Student Housing [More](#)

74% of new freshmen live on campus
 22% of all undergraduates live on campus

Campus Safety

The UIS Police Department serves the campus 24 hours a day with 20 trained police officers and police telecommunicators. The department offers free walking escorts to and from campus locations for all students, faculty, staff, and visitors. Code Blue kiosks located throughout the campus provide immediate access to their police department in case of emergency. UIS also has an Emergency Notification System that allows designated university officials to send text messages to students in the event of an emergency or significant event.

[CLICK HERE](#) for Campus Crime Statistics report.

Future Plans of Bachelor's Degree Recipients

Data used to build graph are not yet available

[CLICK HERE](#) for information on survey administration, sample, and response rate.



the state capital, UIS is a small, public liberal arts university where you learn in small classes with professors who know you. The ur

The University of Illinois at Springfield (UIS) is one of three campuses of the world-class University of Illinois. Located in the state capital of Springfield, UIS is a public university that provides a wide variety of educational opportunities for students from all backgrounds.

Students who are actively involved in their own learning and development are more likely to be successful in college. Colleges and universities offer students a wide variety of opportunities both inside and outside the classroom to become engaged with new ideas, people, and experiences. Institutions measure the effectiveness of these opportunities in a variety of ways to better understand what types of activities and programs students find the most helpful.

[CLICK HERE](#) for examples of how UIS evaluates the experiences of its students.

In addition, institutions participating in the VSA program measure student involvement on campus using one of four national surveys. Results from the one survey are reported for a common set of questions selected as part of VSA. Following are the selected results from the 2006-2007 National Survey of Student Engagement (NSSE). The questions have been grouped together in categories that are known to contribute to student learning and development. The results reported below are based on the responses of seniors who participated in the survey.

[CLICK HERE](#) for information on survey administration, the survey sample, and the response rate.

[CLICK HERE](#) for information on the NSSE survey.

Group Learning Experiences

- 82% percent of seniors worked with classmates on assignments outside of class.
- 41% of seniors tutored or taught other students
- 11% of seniors spent at least 6 hours per week participating in co-curricular activities such as student organizations and intramural sports

Active Learning Experiences

- 86% of seniors spent at least 6 hours per week preparing for class
- 16% of seniors worked on a research project with a faculty member
- 44% of seniors participated in an internship, practicum, or field experience
- 51% of seniors participated in community service or volunteer work
- 4% of seniors participated in study abroad
- 86% of seniors made at least one class presentation last year

Institutional Commitment to Student Learning and Success

- 97% of seniors believe this institution provides support for student success
- 75% of seniors rated the quality of academic advising at this institution as good or excellent
- 54% of seniors reported that this institution provided help in coping with work, family and other non-academic responsibilities
- 93% of seniors reported working harder than they thought they could to meet an instructor's standards or expectations

Student Satisfaction

- 87% of seniors would attend this institution if they started over again
- 92% of seniors rated their entire educational experience as good or excellent
- 84% of seniors reported that other students were friendly or supportive

Student Interaction with Campus Faculty and Staff

- 61% of seniors believed that the campus staff were helpful, considerate, or flexible
- 84% of seniors believed that faculty are available, helpful, or sympathetic
- 97% of seniors reported that faculty members provided prompt feedback on their academic performance
- 66% of seniors discussed readings or ideas with faculty members outside of class

Experiences with Diverse Groups of People and Ideas

- 67% of seniors reported that they often tried to understand someone else's point of view
- 93% of seniors reported their experience at this institution contributed to their understanding people of other racial and ethnic backgrounds
- 54% of seniors often had serious conversations with students of a different race or ethnicity

The University of Illinois at Springfield (UIS) is one of three campuses of the world-class University of Illinois. Located in the state of

All colleges and universities use multiple approaches to measure student learning. Many of these are specific to particular disciplines, many are coordinated with accrediting agencies, and many are based on outcomes after students have graduated. In addition, those institutions participating in the VSA measure increases in critical thinking, analytic reasoning, and written communication using one of three tests.

Student Learning Assessment at UIS

0

[CLICK HERE](#) for examples of student learning assessment and outcomes at UIS

Pilot Project to Measure Core Learning Outcomes

Results from the pilot project using one of the three learning outcomes tests are not yet available.